


# LiveRoof<sup>®</sup> System Accessories

## Roof Edge<sup>®</sup> by LiveRoof,<sup>®</sup> LLC

The all new LiveRoof RoofEdge<sup>®</sup> products represent second generation green roof edging. Each RoofEdge product is the result of lessons learned during hundreds of installations, and collectively represent a new standard for function, aesthetics and integration. RoofEdge was designed to be architecturally "pleasing to the eye," but also with the contractor in mind. Economical and easy to install, the quality of the materials and finishes (whether natural aluminum or color anodized) are better than ever.




Blind rivets to be applied each foot when edging is exposed to wind in perimeter applications without ballast or pavers.


- For use with:**
- LiveRoof Standard:** 4.25" tall mill finish or anodized black or bronze
  - LiveRoof Lite:** 2.75" tall mill finish or anodized black or bronze
  - LiveRoof Deep:** 6.5" tall mill finish or anodized black or bronze
  - LiveRoof Maxx:** 8.5" tall mill finish or anodized black or bronze

### Easy To Use

- 8'-0" sections connected with sliding connector/s
- Preformed corners save time and money.



All aluminum RoofEdge Drainbox will never rust.



RoofEdge corners save time and money, and are far more precise than field-bent corners.

